

Genbrug engagement fra dine Meta Ads

[See insights](#)


[Boost a post](#)

 You and 1.1K others

102 comments 15 shares

 Like

 Comment

 Share

Marker dit content
og tryk **“preview”**



A/B test



Preview

More



Tryk på “Facebook post with comments”


Preview on device


 Send notification to Facebook (iOS only)

 Feed ad: Send notification to Instagram

 Story ad: send notification to Instagram

See post

 Facebook post with comments

 Instagram post with comments

View on Facebook



Kopier post ID i din URL
post/**{post-id}**/

....*/100033454550697/posts/***1368551775243362***/....*



Opret en ny annonce og vælg
“Use existing post”

Ad setup

Use existing post



Create Ad



Use existing post



Use Creative Hub mockup




Indtast dit post ID og
tryk på ✓

Ad creative

Select and optimise your ad text, media and enhancements.

 Select post

+ Create post

 A post is required. Select or create a post to publish.

Enter Post ID

1368551775243362|





Godt gået, {first_name}

Nu er du et skridt foran 95 % af andre marketers, der arbejder med Meta Ads.

